

# ATHENA OFFICE




Athena Office is a contemporary chair with a comfortable upholstered seat and backrest on a height-adjustable gas piston base which swivels and tilts. The seat has a steel structure with "S" shape springs for extra flexibility and strength. This steel frame is molded by an injecting polyurethane foam. Athena Office may be upholstered with variety of other colors as a special order with a minimum quantity requirement. The chair is suitable for both residential and commercial use. Athena Office is designed by the Industrial Modern Team.

## BOUCLE FABRIC

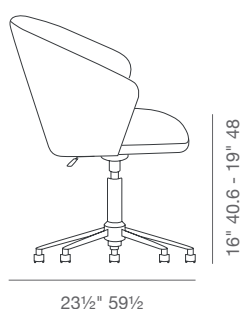
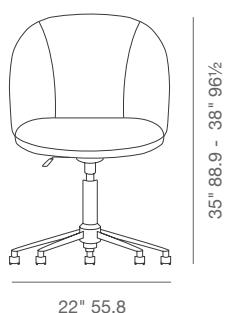


black

## LEATHERETTE



light grey



## DIMENSIONS

35-38"h x 22"w x 23½"d

## BOX SIZE

32.2"h x 23.6"w x 22.8"d  
(2pcs/box)

## WEIGHT

15.4 lbs

## WEIGHT CAP

300 lbs

## CUBIC FEET

10.2

## SPECIAL ORDER

min. of 8 required

## COM

1.4 yd

## COL

25 sq. ft.

## BASE

Chrome / Aluminium /  
Black Finish